

PRO PAINT REPAIR

PRODUCT RANGE 2024



WHAT IS UNIQUE ABOUT SPRAY

MAX

Innovation for a good reason

As a brand of the Peter Kwasny Group, we benefit from over 60 years of developmental know-how in the field of manufacturing aerosol cans. Over 25 years, we developed the innovative and unique aerosol system for professionals. With the development and introduction of the SprayMax technology, we enable you to experience completely new ways in high quality painting. Optimally synchronised systemic products ensure process reliability, top quality and high economic efficiency. In particular with the patented 2-component technology we offer your original paint ready for a direct application.

The new UV coating system allows significantly shortened process times and increases the efficiency of the processes even further. Naturally, everything is done at the highest level in terms of technology and environmental standards - Solvent-reduced and free of isocyanates. We aspire to continue with offering you the best possible technology for the best possible application resulting in the best possible paint work.

That is our mission. Promised.

*Yours sincerely,
Dr. Wolfgang Kranig
Managing Director SprayMax
Automotive & Industry*



IT'S ALL IN THERE

The new SPRAYMAX catalog is here.

Includes a full listing of products along with helpful tips and hints.

Technology	6-11
New: SprayMax UV-System	12-15
Surface Preparation	16-18
Primer / Primer Filler	19-22
Guide Coat	23
Base Coats and Top Coats	24-29
Top Coats	30-31
Clear Coats and Spot Blender	32-36
Accessories	37

THE ONE WITH THE RED

BUTTON

2K TECHNOLOGY

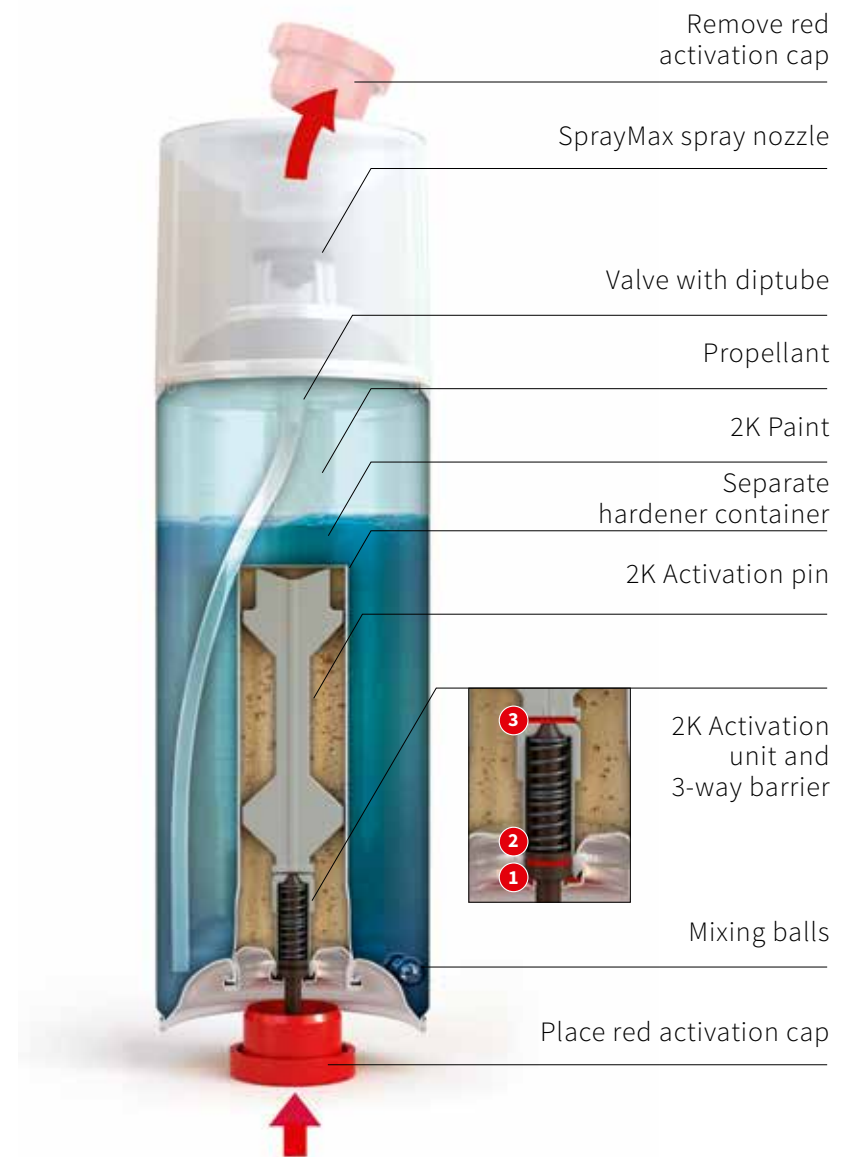
2K TECHNOLOGY



2 COMPONENTS TECHNOLOGY

The SprayMax 2K technology combines two products in one spray can: paint and activator. The two components are separated by a secondary container inside the spray can.

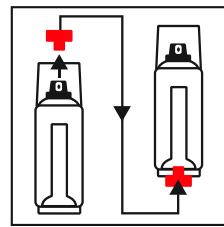
At the touch of a button, the activator is released and mixed with the paint or primer. SprayMax 2K products deliver durable, high quality results, comparable to a traditional spray gun finish.



ACTIVATE 2K

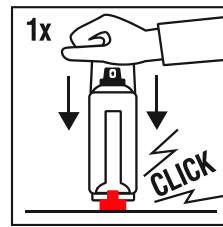
This must be taken into account before painting with the 2K can:

Removing the 2K release button



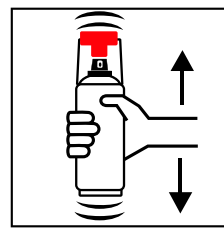
Remove the can button from the cap and place it straight on the pin in the can base. Place the can with the can button at the bottom back on a firm, horizontal surface.

Trigger 2K




Press can down with even pressure. Listen for cracking sound. Press only once.

Shake 2K can

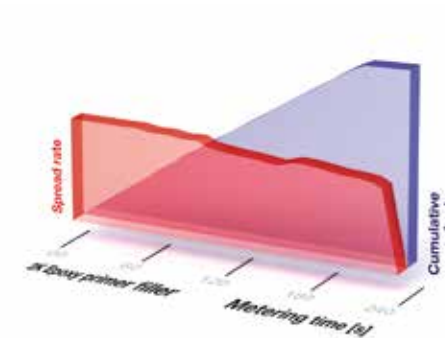


After the hardener has been released, the spray paint can must be shaken again for 2 minutes, starting from the audible stop of the mixing balls. Shaking ensures a homogeneous mixture of filler, hardener and propellant gas.

Disposing of the 2K release button



To ensure that it is immediately apparent that the hardener has been triggered, the red button should not be put back into the can cap after the triggering process, but should be disposed of immediately.



THE PRESSURE CURVE

An important characteristic for uniform painting is the constant pressure in the spray can during application.

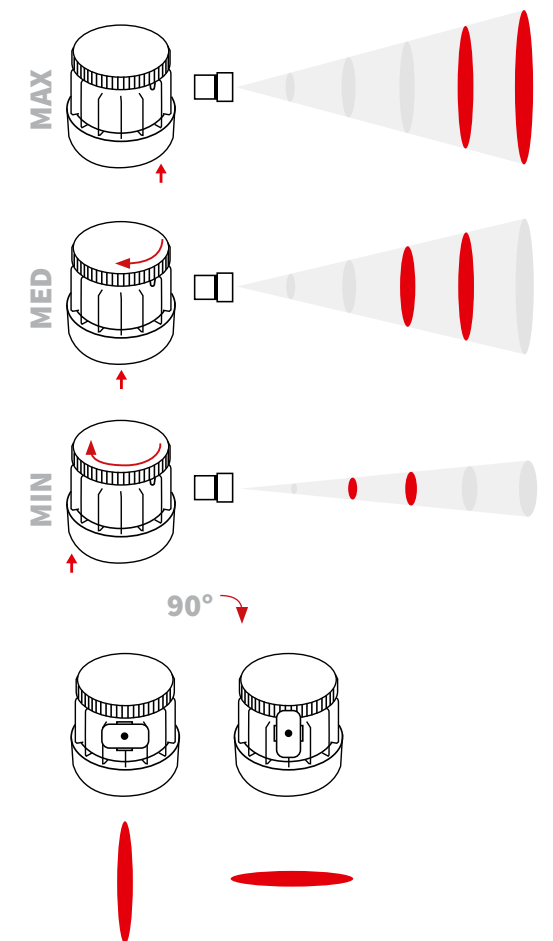
Due to the unique formulation, the pressure and the application rate of SprayMax aerosol cans is constant, from the beginning of spraying until the aerosol can is completely empty. All SprayMax 1K and 2K aerosols provide a constant application rate at constant pressure (red graph).

Reference: Report Fraunhofer Institute for Manufacturing Engineering and Automation (IPA), Stuttgart

MORE THAN PAINT IN A CAN

SPECIAL VARIATOR NOZZLE

- Continuously variable nozzle
- Fits only on approved SprayMax products
- The output rate and the fan size are adjustable by turning the red wheel. By turning the tip of the nozzle a vertical or horizontal fan direction can be achieved
- Adapts to all refinishing needs. For small (door jambs) up to big paint jobs (fender)
- Professional painting results
- Can be used on other approved SprayMax aerosols after cleaning with SprayMax Gun Cleaner 3 680 095



THE

PAIN

STRUCTURE

IN DETAIL

6 CLEAR COATS

Clear Coat

- e.g. • 1K Clear Acrylic
- 2K Speed Clear

5 BASE COATS & TOP COATS

Base Coat / Top Coat

- e.g. • FillClean® / Fill In System
- 1K Trim Paint

4 GUIDE COAT

Guide Coat

- e.g. • 1K Guide Coat Black

3 BODY FILLER

Body filler

2 PRIMER / PRIMER FILLER

Primer / Primer Filler

- e.g. • 1K E-Coat Primer
- 2K Epoxy Primer
- 2K Wash Primer

1 SURFACE PREPARATION

Surface Preparation

- e.g. • 1K Solvent Wash
- 1K Wax & Grease Remover

NEW: UV-PAINT REPAIR

Whether seeking small damage repair solutions or accelerating in-process throughput in a busy production environment, UV-systems offer many advantages. The combination of ease of application, greater flexibility on where it can be used in a shop and ultra-fast curing, deliver superior performance versus standard refinish coatings.



SprayMax UV Repair System Attributes

- Faster - curing, sanding, polishing
- Highly flexible in where it can be applied in the shop
- Improves cycle time and production throughput

System Benefits

- Good adhesion on steel, aluminum, fiberglass and plastics
- Excellent build and filling properties
- Short curing (1-2 minutes)
- Ready to use, no mixing of components
- Highly stable shelf-life (in absence of light), use within 18 months

REPAIR

UVA Filler



Application

UVA-Filler Beige is a universal 1K UV curable filler putty used for automotive refinishing and is highly recommended for dents, cracks, scratches and rust holes. The unique properties allow a complete and fast curing process in less than 60 seconds, depending on the thickness applied. The high filling properties guarantee a superior quality result compared to any other product. UVA Filler is cured with a mercury UV-A or with a 395nm UV-A LED Light.

Advantages

- Easy application.
- Very fast curing process in less than 60 seconds.
- Suitable for use on most metal and plastic surfaces.
- Smooth, uniform and high-quality surface finish.
- Excellent flexibility.
- Easy sanding. Requires only light sanding.
- Can be sanded immediately after curing (no cooling time required).
- Less dust/powder from sanding.
- Environmentally-friendly: 100% styrene free and low volatile organic compounds (VOC).
- Non-flammable product.

Part-No.: Color

3680800	beige	
5680800	beige	(CDN)

UVA Finishing Glaze



Application

UVA Finishing Glaze Aqua is a universal 1K UV curable refinish putty used for automotive refinishing. This product is perfect for filling pinholes. The unique properties allow a complete and fast curing process in less than 60 seconds, depending on thickness applied. The high filling properties guarantee a superior quality result compared to any other product. Available in 250g containers. UVA Finishing Glaze is cured with a mercury UV-A or with a 395nm UV-A LED Light.

Advantages

- Easy application.
- Very fast curing process in less than 60 seconds.
- Suitable for use on most metal and plastic surfaces.
- Smooth, uniform and high-quality surface finish.
- Excellent flexibility.
- Easy sanding. Requires only light sanding.
- Can be sanded immediately after curing (no cooling time required).
- Less dust/powder from sanding.
- Environmentally-friendly: 100% styrene free and low volatile organic compounds (VOC).
- Non-flammable product.

Part-No.: Color

3680801	aqua	
5680801	aqua	(CDN)

STEP-BY-STEP PROCEDURES



UV Primer + UV Cleaner

Application

UV Primer: Highly efficient and high yield UV Primer. UV Primer is cured with a mercury UV-A or with a 395nm UV-A LED Light-

Part-No.: Color

3680019	UV Primer	
5680019	UV Primer	(CDN)

UV Cleaner: Cleaning agent for thorough removal of the adhesive layer of the SprayMax UV Filler 3680019 after UV drying.

Part-No.: Color

3680290	UV Cleaner	
5680290	UV Cleaner	(CDN)

Advantages

- UV Primer:
- High filling capacity
 - Ideal for repaired paintwork
 - Suitable as an insulation filler
 - High productivity

UV Cleaner:

- Removes the adhesive layer of the UV Primer after UV drying
- Maximum yield
- Even distribution



UV Clear

Application

UV Clear for fast and long-term sealing of repairs and new paintwork. Requires UV-A equipment for curing. Best Option: UV-A Mercury Lamp or UV-A LED Lamp with 365nm wave length. Alternative: UV-A LED with 395nm wave length will cure the clear depending on intensity and time of exposure.

Part-No.: Color

3680059	transparent	
5680059	transparent	(CDN)

Advantages

- Easy to process
- Fast drying
- No color deviation
- Good weather resistance
- Very good flow properties
- Very good polishing properties



UV Blender

Application

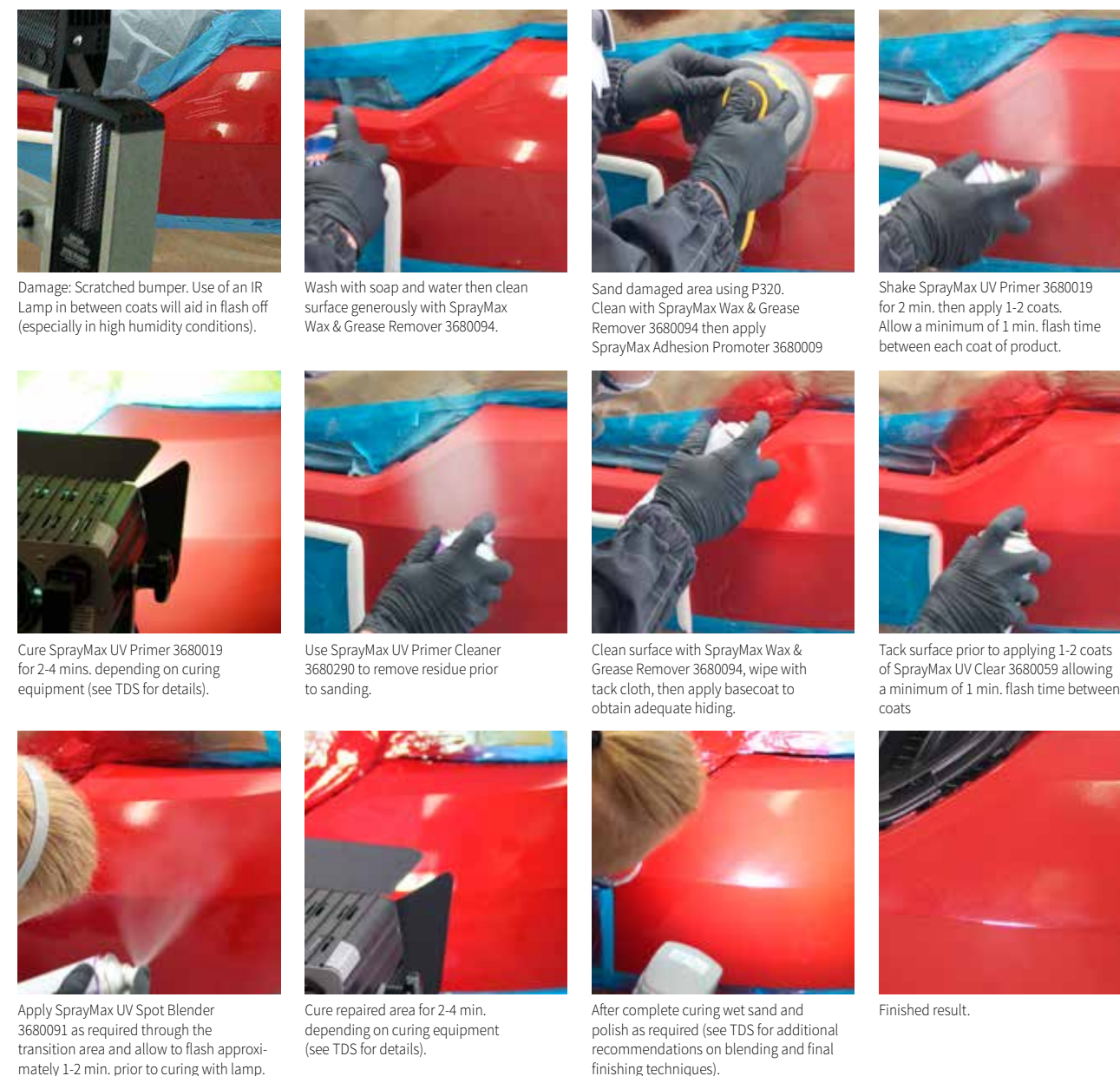
The UV Blender is a special product for homogenous paint edges in combination with SprayMax UV Clearcoat 3680059.

Part-No.: Color

3680091	transparent	
5680091	transparent	(CDN)

Advantages

- Transition-free edge zones in the blending area
- Excellent solubility properties
- No color deviations
- Depending upon blend technique, can be polished or wet sanded and polished once repair cured



Damage: Scratched bumper. Use of an IR Lamp in between coats will aid in flash off (especially in high humidity conditions).

Wash with soap and water then clean surface generously with SprayMax Wax & Grease Remover 3680094.

Sand damaged area using P320. Clean with SprayMax Wax & Grease Remover 3680094 then apply SprayMax Adhesion Promoter 3680009.

Shake SprayMax UV Primer 3680019 for 2 min. then apply 1-2 coats. Allow a minimum of 1 min. flash time between each coat of product.

Cure SprayMax UV Primer 3680019 for 2-4 mins. depending on curing equipment (see TDS for details).

Use SprayMax UV Primer Cleaner 3680290 to remove residue prior to sanding.

Clean surface with SprayMax Wax & Grease Remover 3680094, wipe with tack cloth, then apply basecoat to obtain adequate hiding.

Tack surface prior to applying 1-2 coats of SprayMax UV Clear 3680059 allowing a minimum of 1 min. flash time between coats

Apply SprayMax UV Spot Blender 3680091 as required through the transition area and allow to flash approximately 1-2 min. prior to curing with lamp.

Cure repaired area for 2-4 min. depending on curing equipment (see TDS for details).

After complete curing wet sand and polish as required (see TDS for additional recommendations on blending and final finishing techniques).

Finished result.



UV Video

IT ALL COMES DOWN TO A

Paint repair can be
this easy

The be-all and end-all for professional painting results is careful and consistent preparation. Grease and dust-free surfaces are an absolute must - you can find the right aerosols for your substrate here.



GOOD PREPARATION



1K Solvent Wash

Application

Rich in active ingredients for the efficient removal of silicone, grease, oil, wax, dirt, tar, and soot. This high quality product has excellent cleaning and degreasing properties and improves the adhesion to any paint coat. The product is used before the application of solvent-based paints.

Advantages

- Increases adhesion
- Maximum yield
- Uniform distribution
- Strong cleaning and degreasing effect
- Removes silicone, grease, oil, wax, dirt, tar and soot



1 light spray pass



wipe with a dry & clean cloth

Part-No.: Color

3680090 transparent



1K Wax & Grease Remover

Application

Rich in active ingredients, mild cleaning agent for the efficient removal of silicone, grease, oil, wax, dirt, tar, and soot. This high quality aqua wax & grease remover has excellent cleaning and degreasing properties and improves the adhesion of water-borne basecoats.

Advantages

- Strong cleaning and degreasing properties
- Increases adhesion
- Maximum yield
- Uniform distribution
- High penetration level for plastic parts
- Provides anti-static effect to plastic parts



1 light spray pass



wipe with a dry & clean cloth

Part-No.: Color

3680094 transparent



1K Plastic Adhesion Promoter

Application




Ideal adhesion promoter for subsequent coatings on most plastics (see Technical Data Sheet).

Part-No.: Color

3680009 transparent

Advantages

- One light uniform coat is all you need
- Excellent adhesion properties
- Dries quickly
- Maximum flash off time
- Colorless, with silver pigments

	1 spray pass approx 0.04 - 0.08 mil
	2-3 min / 68°F / 20°C
	2-3 min / 68°F / 20°C



1K Gun Cleaner

Application



Rich in active cleaning solvents for the thorough cleaning of the variator nozzle or conventional spray guns.

Part-No.: Color

3680095 transparent

Advantages

- Suitable for solvent- and waterborne basecoats
- Equipped with lancet
- Cleans variator nozzle

PRIMER

Primer as corrosion protection is necessary when painting onto untreated or bare substrates or if sanded-through areas extend to the substrate/ bare substrate. The primer also ensures optimum adhesion between substrate and filler or topcoat.



1K 3 in 1 Primer Shade

Application





3 in 1 Primer / Filler designed for easy and convenient priming / filling of different surfaces. It offers excellent adhesion and sanding properties as well as high filling characteristics.

Part-No.: Color

3680403 white
3680404 gray
3680405 black

Advantages

- Direct to metal, aluminium, steel and various plastics
- High filling power
- Fast drying
- Good stability on vertical surfaces
- Excellent sanding properties
- Can be topcoated with both solvent and waterborne basecoats as well as single stage topcoats

	2 - 3 spray passes approx 1.6 - 2.4 mil
	5 - 10 min / 68°F / 20°C
	30 - 40 min / 68°F / 20°C
	P360-P500



1K E-Coat Primer

Application

SprayMax E-Coat primers are a true direct to metal coating matching the color and gloss of factory primers and e-coat colors. SprayMax E-Coat primers provide superior corrosion protection. Perfect color and gloss match for restoring the original appearance and gloss of factory e-coats. Use E-Coat on any e-coated panel, vehicle floor, engine bay, core support, trunk area, any inner body panel.


Advantages

- Superior corrosion protection
- Excellent color and gloss match to OEM factory coatings
- Direct to steel and aluminum
- Good hiding
- Available in 6 popular OEM colors
- Compatible with most automotive basecoats

	1-2 spray passes approx. 1.2 - 1.8 mil
	5 - 10 min / 68°F / 20°C
	TG1 dust dry: 25 min

Part-No.: Color

3680230	white
3680231	light green
3680232	olive green
3680233	gray
3680234	black
3680235	tan
3680236	field drab
3680237	olive brown



1K Self Etch Weld-Thru Primer

Application

Corrosion protection primer with very good adhesion properties. Suitable for bare, sanded and unsanded surfaces. Cannot be retouched with polyester materials.

Advantages

- Excellent corrosion protection
- Good adhesion
- Welding test certificate: repels welding beads
- Can also be used on old paint coatings as a sealer

Part-No.: Color

3680001	red brown
---------	-----------

	2 - 3 spray passes approx. 0.4 - 0.6 mil
	flash off time: 3 - 5 min overcoatable: 10 - 15 min / 68°F / 20°C
	15 - 60 min / 68°F / 20°C IR: 7 min
	P360-P500



2K Wash Primer

Application

2K primer for fast insulation of sanded-through areas as part of car repair paintwork. For cleaned and sanded surfaces such as steel, aluminum, hardened surfaces, 2K body fillers and old paintwork.

Advantages

- Very good adhesion
- Excellent anti-corrosion protection, in particular on aluminum
- Must be recoated with 2K Rapid Primer Filler or 1K Self Etch Primer Filler
- (Do not overcoat with water-based paints or 2K epoxy primer surfacers. Do not overcoat with 2K UP putties.)

Part-No.: Color

3684029	olive gray
---------	------------

	1 spray pass approx. 0.4-0.6 mil
	15 - 20 min / 68°F / 20°C No IR
	Potlife: 96h / 68°F / 20°C



1K Self Etch Primer Filler

Application

Can be used as a wash primer with good adhesion properties or as a filler primer with good filling volume depending on the thickness of application. Ideal for subsequent waterborne basecoats.

Advantages

- Excellent corrosion protection
- Fast drying
- Can be overcoated with all solvent based and waterborne base coats and 2K topcoat systems

	3 - 4 spray passes each approx. 0.4 - 0.6 mil
	flash off time: 3 - 5 min overcoatable: 10 - 15 min / 68°F / 20°C
	60 min / 68°F / 20°C 30 min / 140°F / 60°C IR: 7 min
	P360-P500

Part-No.: Color

3680003	light gray
---------	------------



2K Rapid Primer Filler

Application

Universal, quick-drying 2K primer for high quality automotive paint jobs. Ideal for partial paint jobs and spot repair.

Advantages

- Free from isocyanates and resistant to solvents
- Quick drying (1 hour at 68°F)
- Good sandability
- High filling capacity (up to 4 mil)
- Excellent adhesion, including on bare sheet and galvanized surfaces as well as existing sanded paint finishes
- Recoatable with all standard solvent-/ water borne basecoats or single stage topcoats

Part-No.: Color

3680031	gray
---------	------

	2 - 3 spray passes approx. 1.2 mil
	flash off time: 5 - 10 min overcoatable: 20 min / 68°F / 20°C
	30 min / 68°F / 20°C 15 min / 140°F / 60°C IR: 16 min
	Potlife: 24 h / 68°F / 20°C



2K Epoxy Primer

Application

Universal 2K epoxy primer filler for all problematic surfaces; for example, metal, non-ferrous metal, galvanized sheet steel, or anodized aluminum.

Part-No.: Color

3680032	beige
3680033	gray
3680034	black
3680025	white

Advantages

- Excellent adhesion and corrosion protection properties, even critical surfaces such as aluminium
- Very smooth flow
- Outstanding insulating & sealing properties
- Recoatable with all standard solvent-/ waterborne basecoats or single stage topcoats
- For cleaned and sanded surfaces

	2 - 3 spray passes each 1.2 - 1.4 mil
	flash off time: 5 min overcoatable: 15 min- 12h / 68°F / 20°C
	12 h / 68°F / 20°C 30 min / 140°F / 60°C IR: 30 min
	Potlife: 96 h / 68°F / 20°C



SUPPORT

For any questions about the FillClean system and other technical information please contact our call center:

Phone: +1 844-426-6330
Mail: service@kwasny.us



1K Guide Coat Black

Application

This improves the efficiency of the sanding process and the paint result.

Part-No.: Color

3680100	black
---------	-------

Advantages

- Fine homogenous spray mist
- Even, thin wetting of surface
- Powder-like with good sanding properties
- No clogging of the sandpaper

	1 light spray pass
	approx. 1 min / 68°F / 20°C
	P360-P500



BASE AND TOP

COATS

With the different filling devices and individual can contents, your original paint can be filled quickly and easily as required.



FillClean Aerosols

1K/2K FillClean aerosols are prefilled with solvents and propellants and ready for the one-time filling with 3.3fl.oz (1.65 fl.oz) of paint. 2K FillClean aerosols also contain a separate hardener cylinder which is filled with activator. Each FillClean aerosol is a customized formulation to achieve the best spraying result when filled with the respective paint series. FillClean aerosols are available for solvent/waterborne basecoats and single stage topcoats. The unique, no-mess filling system permits easy filling of the FillClean aerosols. The cap of the FillClean aerosols is used during the filling process as a filling cylinder. The filling pad on the cap is pressed down during the filling process and the residual paint left between pad and cap indicates the color of the paint filled into the aerosol.

FillClean Machines

Application

For no-mess filling of paint into the FillClean aerosols.

Advantages

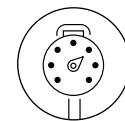
- Flexible and mobile
- No cleaning and waste-free
- Easy to operate

Further instructions for operating the FillClean filling device on our website spraymax.com or on our Youtube channel:




Scope of delivery

FillClean machine
FillClean filling cylinder
Air tube
Connector
Instruction for use



FillClean pneumatic

- Single-can filling
- Quick product- or paint/can change possible
- Cleaning-free
- Part-No.: 990 263



FillClean manual

- Single-can filling
- Mobile, manual unit for locations without compressed air and electricity
- Cleaning-free
- Part-No.: 990 249



Also available:

FillClean Set of Caps

Application

The FillClean set of caps is required to ensure the no-mess filling of the SprayMax 2K FillClean aerosols.

Part-No.:

3990260	6 pcs.
---------	--------



FillClean Filling Cylinder

Application

Filling Cylinder (additional equipment)

Part-No.:

990 247	pneumatic	1 pc.
990 243	manual	1 pc.



1K FillClean for 1K water-borne basecoats



For the filling of the specific color tone of water-borne 1K base paints in the brands and qualities offered by the paint manufacturers (as follows). The result is a ready-to-use SprayMax 1K aerosol can filled with 1K water-borne basecoats. The best product and quality results are guaranteed.

Water-borne Basecoats Series B	3682076
Water-borne Basecoats Series C	3682077
Water-borne Basecoats Series D	3682078
Water-borne Basecoats Series E	3682079

1K FILLCLEAN / FILL IN FOR 1K WATER-BORNE BASECOATS *

Manufacturer	Brand	Series	Part-No.:	FillClean Series
Akzo Nobel	Lesonal	Basecoat WB	3682076	B
Akzo Nobel	Sikkens	Autowave	3682076	B
Axalta	Cromax	Cromax EZ	3682079	E
Axalta	Cromax	CromaxPro	3682079	E
Axalta	Spies Hecker	Hi-Tec 480	3682079	E
Axalta	Standox	Standoblue	3682079	E
BASF	Glasurit	90-Line	3682077	C
BASF	R-M	Onyx HD	3682077	C
Lusid	GEN 20	Basecoat WB	3682076	B
PPG	Nexa Autocolor	Aquabase Plus	3682078	D
PPG	PPG	Envirobase B/C	3682078	D
Pro Spray	N/A	H2O	3682072	Low
SEM	SEM	Sure-Coat Vinyl Mixing	3682076	B
Sherwin-Williams	Ultra 9K	Ultra 9K	3682077	C
Valspar	Debeer	Waterbase 900	3682077	C

Please refer to spraymax.com for an updated product listing.



1K FillClean for 1K solvent-based basecoats

For the filling of the specific color tone of solvent 1K base paints in the brands and qualities offered by the paint manufacturers (as follows). The result is a ready-to-use SprayMax 1K aerosol can filled with 1K solvent base basecoat. The best product and quality results are guaranteed.

High Viscosity Basecoats	3682071
Low Viscosity Basecoats	3682072
Ultra Low Viscosity Basecoats	3682073

For Ultra Low Viscosity paints like Acrylic Enamals, Alkyds, catalyzed Coating and reduced solvent basecoats.



2K Fill In for 2K single stage topcoats

For the filling of the specific color tone of 2K single stage topcoats in the brands and qualities offered by the paint manufacturers mentioned (as follows). The result is a ready-to-use SprayMax 2K aerosol can.

The best product and quality results are guaranteed. In order to guarantee the filling of the 2K FillClean with the new FillClean filling equipment, the FillClean caps are needed (Art.No. 3 990 260).

Urethane Fill In Version A	3680080
Urethane Fill In Version G	3680086
Urethane Fill In Version H	3680088

1K FILLCLEAN / FILL IN FOR 1K SOLVENT-BASED BASECOATS

Manufacturer	Brand	Series	Part-No.:	Viscosity
Akzo Nobel	Lesonal	Basecoat SB	3682071	High
Akzo Nobel	Sikkens	Autobase Plus MM/RM	3682071	High
Akzo Nobel	Wanda	Wandabase	3682071	High
Automotive Art	Motobase	Motobase LV	3682071	High
Axalta	Cromax	ChromaBase	3682072	Low
Axalta	Nason	Ful- Base B/C / Fast Dry Acrylic Enamel (S/S)	3682071	High
Axalta	Spies Hecker	Permacron 293/295	3682071	High
Axalta	Standox	Basecoat	3682071	High
Axalta	Montana	Big Sky	3682071	High
BASF	Limco	Supreme Plus	3682071	High
BASF	R-M	Diamont	3682071	High
Besa	Urkimix	Series 500	3682071	High
Dulux (PPG)	Spectracron	Acrylic Modified Enamel	3682071	High
Dulux (PPG)	Metalclad	Urethane Fortified Enamel	3682071	High
Dulux (PPG)	Aquacron	Water Reducible Alkyd	3682071	High
Lusid	GenRock / GenVerde	Basecoat	3682071	High
Matrix	MPB	Basecoat	3682071	High
Matrix	EPB	EDGE Premium Basecoat	3682071	High
PPC	PPC	OMNI MAE Acrylic Enamel	3682071	High
PPG	PPG	CPC Acrylic Enamel / Deltron B/C / Shop-Line / Omni	3682071	High
PPG	PPG	Shopline Basecoats	3682073	Ultra Low
Pro Spray	N/A	B/C	3682071	High
Sherwin-Williams	Dimension	B/C	3682072	Low
Sherwin-Williams	Ultra 7000	B/C	3682071	High
Valspar	Debeer	BeroBase 500 series	3682071	High
Valspar	Refinish	999 Series B/C	3682071	High

Please refer to spraymax.com for an updated product listing.

2K FILL IN FOR 2K SINGLE STAGE TOPCOATS

Manufacturer	Brand	Series	Part-No.:
			400 ml
Akzo Nobel	U Tech	HS 3.5 VOC Polyurethane / 3.8 HSP	3680088
Akzo Nobel	Wanda	PU 2K HS Topcoat	3680080
Axalta	Centari	Topcoat 5.0 VOC	3680086
Axalta	Imron	2.1 HG Polyurethane Topcoat	3680086
Axalta	Imron	Elite 3.5 VOC Polyurethane	3680086
Axalta	Nason	Ful-Thane S/S	3680088
Axalta	Nason	Ful-Cryl II Acrylic Enamel	3680080
Axalta	Cromax	Rival	3680088
BASF	Limco	3 Urethane Enamel / 2 Acrylic Enamel	3680080
BASF	R-M	Uno HD	3680080
Endura Manufacturing	Endura Paint	EX-2C Topcoat	3680088
Lusid	Gen Tec	4:1 Clear Coat	3680080
Lusid	GlobalStar	L5.1.K1 Acrylic Polyurethane / L7.1.K1 High Gloss Polyurethane	3680080
Lusid	Northstar	928 / 935	3680088
Lusid	GenRock	600	3680080
PPG	Commercial	AUE 300/100 / AUE 370	3680080
PPG	Deltron	DCC Concept Acrylic Urethane	3680080
PPG	Delfleet	Evolution w/ F3400 accelerator	3680086
PPG	OMNI	MP 282 HB Primer	3680080
PPG	OMNI	MTK	3680080
PPG	Primer	ECP-15 Chromatic Surfacer	3680080
PPG	Shop-Line	JC660 Clearcoat	3680080
PPG	Shop-Line	JP202 Urethane Primer	3680080
Pro Spray	N/A	2.8 VOC Single Stage / 3.5 VOC Solvent Basecoat System	3680080
Sherwin-Williams	Genesis	G4 Basecoat / GC Single Stage	3680080
Sherwin-Williams	Martin Senour	Prism- Acrylic Polyurethane	3680080
Sherwin-Williams	Martin Senour	Pro Base (PBS)	3680086
Valspar	Industrial	VIM (up to 10% reduction)	3680080
Valspar	Refinish	852 Polyurethane	3680088

Please refer to spraymax.com for an updated product listing.

TOP COATS

TOP COATS



1K Trim Paint

Application




For high-quality topcoat paint jobs and spot repairs on cars, motorcycles and other applications.

Part-No.: Color

3680101	black gloss
3680102	black satin
3680103	black matte

Advantages

- Easy to use
- High yield
- Excellent coverage due to high solid matter content
- Dries quickly
- Very good flow

	2 - 3 spray passes each 0.6 - 0.8 mil
	flash off time: 1 - 5 min / 68°F / 20°C
	3 h / 68°F / 20°C 30 min / 140°F / 60°C IR: approx. 7 min



1K Texture Coating

Application




Special product for imitation of automotive plastic textured surfaces, particularly for plastic bumpers, trim strips and various plastic parts.

Part-No.: Color

3680224	black
---------	-------

Advantages

- Different kinds of structures can be achieved
- Easy to use
- Dries very quickly
- Can be topcoated with all conventional 1K basecoat solventborne and waterborne and 2K topcoat systems

	2 - 3 spray passes
	flash off time: 5 - 10 min between each spray coat
	TG1 dust dry: 16 min



1K Wheel Paint Silver

Application




High resistant and high-yield wheel spray for new and used wheels.

Part-No.: Color

3680040	silver
---------	--------

Advantages

- Quick and easy to use
- Dries quickly
- Adjustable Variator Nozzle
- Highly resistant to stone impact, road salt, and brake dust

	2 - 3 spray passes each approx. 4 mil
	flash off time: approx. 5 min between each spray coat
	3 h / 68°F / 20°C



2K Hot Rod Black

Application





For small damage repair jobs on existing semi gloss Hot Rod Black parts/surfaces or for an easy and fast paint job of a new or restored part.

Part-No.: Color

3680212	black satin
---------	-------------

Advantages

- Easy to use
- High quality two component coating
- Very good flow
- Highest chemical and weather resistance
- Long lasting and very durable finish

	2 - 3 spray passes each approx. 1 mil
	flash off time: 25 min / 68°F / 20°C
	3 h / 68°F / 20°C 35 min / 140°F / 60°C
	Potlife: 24 h / 68°F / 20°C



2K Topcoat Black / White

Application





For small damage repair jobs on existing black gloss surfaces. For best corrosion protection it is recommended to use the 2K Epoxy Primer 3680032/33/34 or 2K Wash Primer 3684029.

Part-No.: Color

3680222	black
3680223	white

Advantages

- Easy to use
- High quality two component coating
- Highest chemical and weather resistance
- Long lasting and very durable finish
- Heat Resistant up to 180°C/350°F short time exposure and up to 150°C/300°F long time exposure

	3 spray passes each approx. 1.2 mil (30 µm)
	flash off time: approx. 10 min / 68°F / 20°C
	3 h / 68°F / 20°C
	Potlife: 24 h / 68°F / 20°C

CLEAR AND

COAT SPOTBLENDER

For optimal protection and shiny finish

For a long-lasting gloss, it is essential to observe the specifications in the technical data sheets. Layer thicknesses as well as drying and flash-off times are decisive here.



1K Clear Acrylic

Application

1K clear coat for quick coating and long-term sealing of repair paint jobs and new paint jobs on cars and motorcycles.

Part-No.: Color

3680058 transparent

Advantages

- Easy to use
- Dries quickly
- High gloss level
- No color deviation
- Good weathering resistance
- Very good flow
- Very good polishing ability

	2 spray passes each 0.6 - 0.8 mil
	flash off time: 5 - 10 min / 68°F / 20°C
	12h / 68°F / 20°C 60 min / 140°F / 60°C IR: approx. 7 min



2K Clear Glamour

Application

2K clear coat with very high chemical, gasoline, and weather resistance for high-quality and long-term sealing of repair paint jobs and new paint jobs on cars and motorcycles.

Part-No.: Color

3680061 transparent

Advantages

- Maximum resistance to abrasion and scratching
- Very smooth flow
- Lasting high gloss
- Very good polishing ability
- No color deviation
- Outstanding painting surface
- Suitable even at higher ambient temperatures

	2 spray passes each 0.6 - 0.8 mil
	flash off time: 5 - 10 min / 68°F / 20°C
	18 h / 68°F / 20°C 60 min / 140°F / 60°C IR: approx. 15 min
	Potlife: 48h / 68°F / 20°C



2K High Speed Clear

Application

2K clear coat with very short drying time and very high chemical, gasoline and weathering resistance for high quality and long-term sealing of repair paint jobs and new paint jobs on cars and motorcycles.

Part-No.: Color

3680069 transparent

Advantages

- Dries very quickly
- Very smooth flow
- Lasting high gloss
- Maximum resistance to abrasion and scratching
- No color deviation
- Outstanding painting surface
- Very good polish ability
- Suitable even at lower ambient temperatures
- Ideally suited for small surfaces

	2 spray coats approx. 1.6 mil (40 µm)
	flash off time: approx. 10 min between each spray coat
	IR 25 - 30 min at 140° F / 60° C object temperature
	Potlife: 8h / 68°F / 20°C



1K Surface Rapid Check

Application

Surface Rapid Check is used to achieve a short-lasting shine on spray sample plates for checking the color. Also, surface unevenness on sanded or pre-sanded vehicle surfaces can be recognized.

Part-No.: Color

3680225 transparent

Advantages

- Odourless
- Evaporates completely after use without leaving any residues (approx. 60 min)

	Approx. 1.5 spray coats until an even glossy surface is created
--	---



2K Clear Matte / 2K Clear Satin

Application

2K Clear Coat available in two gloss levels (Mat & Satin). Developed for the Small Damage Repair Process or complete painting of mounting parts.

Part-No.: Color

3680065 matte

3680067 satin

Advantages

- Very fast drying
- Excellent flow
- Highest chemical and weather resistance
- Gloss units @ 85°:Matt 12±3 / Satin 40±3

	2 spray passes each 0.6 - 0.8 mil
	flash off time: 5 - 10 min / 68°F / 20°C
	matte: 18 h / 68°F / 20°C satin: 12 h / 68°F / 20°C 60 min / 140°F / 60°C IR: approx. 15 min
	Potlife: 48h / 68°F / 20°C

OVERVIEW

	gloss				satin-matte	matte
	2K High Speed Clear 3680069	2K Clear Glamour 3680061	1K Clear Acrylic 3680058	UV Clear 3680059 CDN 5680059	2K Clear Satin 3680067	2K Clear Matte 3680065
gloss level	92	88	78	89	36	16
layer thickness	approx. 1.6 mil (40 µm)	each 0.6 - 0.8 mil	each 0.6 - 0.8 mil	each 1.6-2.0 mil	each 0.6 - 0.8 mil	each 0.6 - 0.8 mil
spray passes	2	2	2	2	2	2
drying	IR 25 - 30 min at 140° F / 60° C object temperature	18 h / 68°F / 20°C 60 min / 140°F / 60°C IR: approx. 15 min	12h / 68°F / 20°C 60 min / 140°F / 60°C IR: approx. 7 min	UV-A 3-4 min	12 h / 68°F / 20°C 60 min / 140°F / 60°C IR: approx. 15 min	18 h / 68°F / 20°C 60 min / 140°F / 60°C IR: approx. 15 min



1K Spot Blender

Application

1K Spot Blender is a special product for homogenous paint transitions in the blending area of 2K clearcoats as well as of single stage topcoats with outstanding blending results. The Spot Blender is used immediately after the clear- / topcoat is applied.

Part-No.: Color

3680093 transparent

Advantages

- Seamless edge transitions in the blending area
- Superior blending ability
- No color deviations
- Ideal for spot repairs

	1 - 2 very light spray passes
--	----------------------------------



2K 2in1 Headlight Clear

Application



SprayMax® Special 2K Clear Coat is a protective coating for polycarbonate lenses suitable for fixing scratches, yellowness or foggy headlights. Crystal clear, easy to apply comes in a 250ml size. Resistance to environmental and for day to day use. Increases protection against UV light, salt water, car wash, etc. increases night visibility.

Part-No.: Color

3684068 transparent

Advantages

- Special product for the preparation of headlights coated with clear lacquer
- Provides durable UV and weathering resistance
- Protection against physical damages (stonechips)
- 92 gloss units at 20° measuring angle

	2 spray coats approx. 1.6 mil
	flash off time: Approx. 10 min between each spray coat
	IR 25 - 30 min
	Potlife: 8h / 68°F / 20°C

ACCESSORIES



Aerosol hand-grip

Application

Aerosol hand - grip for easy handling when painting with SprayMax. The handgrip enables you to paint difficult to access areas; for example, the inner edges of the door step area.

Part-No.:

3746200 contains 6 pcs.

Advantages

- Easy to use and makes your work easier
- Increases painting accuracy
- Does not influence or disrupt the spray pattern
- Comparable to painting with a professional spray gun

RECOATING OF HEADLIGHTS



Before: Matting / yellowing, slight superficial scratches to the coating.
After: Once dry, surface is permanently sealed. If necessary, can be wet sanded and polished.



Sand evenly the entire surface of the headlight starting with P180 grit followed by: P320, P500, P800, P1000 and finish with P2000.



Apply a thin even coat of 2K 2in1 Clear 3684068

More information on our  Channel:



Nozzle Bags

Application

Variator can only be used on products already equipped with the variator nozzle.

Part-No.:

3746214 Variator nozzle (black/red) contains 15 pcs.



Nozzles can be cleaned with Gun Cleaner part, no. 368 0095 for more usage and better performance.

For replacement of nozzles of the 1K and 2K FillClean aerosols lost during the filling process.

Part-No.:

3746213 FillClean nozzle (black/yellow) contains 15 pcs.



Nozzle to be used only on approved SprayMax FillClean aerosols.

Part-No.:

3746216 Nozzle Set (red/black) contains 15 pcs.



Nozzle to be used only on 3680058 / 3680061 / 3680067 / 3684064.

Part-No.:

3746215 Nozzle Set (white/black) contains 15 pcs.





UV Paint

UV Primer	3680019 CDN 5680019		1-2 1.6-2 mil	End flash time before UV Curing: approx. 1 min	UV-A lamp 3-4 min	P400-P600		
UV Cleaner	3680290 CDN 5680290		1					
UV Clear	3680059 CDN 5680059		2 1 mil	End flash time before UV Curing: approx. 1 min	UV-A Lamp 3-4 min			
UV Blender	3680091 CDN 5680091		1 - 2		UV-A lamp 3-4 min			

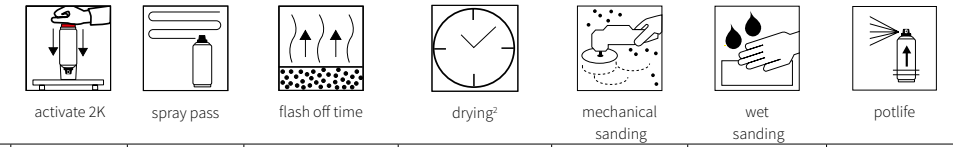
Surface Preparation

Solvent Wash	3680090		1					
Wax & Grease Remover	3680094		1					
Plastic Adhesion Promoter	3680009		1 approx 0.04 - 0.08 mil	2-3 min / 68°F / 20°C	2-3 min / 68°F / 20°C	no sanding	no sanding	
Gun Cleaner	3680095							

Primer / Primer Filler

1K 3in1 Primershade	3680403 ¹		2 - 3 approx 1.6 - 2.4 mil	5 - 10 min / 68°F / 20°C	30 - 40 min / 68°F / 20°C		P360-P500	
1K Self Etch Weld-Thru Primer	3680001		2 - 3 approx. 0.4 - 0.6 mil	3 - 5 min overcoatable: 10 - 15 min / 68°F / 20°C	15 - 60 min / 68°F / 20°C IR: 7 min	P360-P500	P800-P1000	
1K Self Etch Primer Filler	3680003		3 - 4 each approx. 0.4 - 0.6 mil	3 - 5 min overcoatable: 10 - 15 min / 68°F / 20°C	60 min / 68°F / 20°C 30 min / 140°F / 60°C IR: 7 min	P360-P500	P800-P1000	
1K E-Coat Primer	3680230 ¹		1 - 2 approx. 1.2 - 1.8 mil	5 - 10 min / 68°F / 20°C	TG1 dust dry: 25 min			
2K Wash Primer	3684029	■	1 approx. 0.4-0.6 mil		15 - 20 min / 68°F / 20°C No IR			96h / 68°F / 20°C
2K Rapid Primer Filler	3680031	■	2 - 3 approx. 1.2 mil	5 - 10 min overcoatable: 20 min / 68°F / 20°C	30 min / 68°F / 20°C 15 min / 140°F / 60°C IR: 16 min			24 h / 68°F / 20°C
2K Epoxy Primer	3680032 ¹	■	2 - 3 each 1.2 - 1.4 mil	5 min overcoatable: 15 min- 12h / 68°F / 20°C	12 h / 68°F / 20°C 30 min / 140°F / 60°C IR: 30 min			96 h / 68°F / 20°C

1 For further product variants see product descriptions
2 The specified values refer to application and, if necessary, lamp equipment.



Guide Coats

1K Guide Coat Black	3680100		1		1 min / 68°F / 20°C	P360-P500	P800-P1000	
---------------------	---------	--	---	--	---------------------	-----------	------------	--

Top Coats

1K Trim Paint	3680101 ¹		2 - 3 each 0.6 - 0.8 mil	1 - 5 min/68°F / 20°C	3 h/68°F / 20°C 30 min/140°F / 60°C IR: approx. 7 min			
1K Texture Coating black	3680224		2 - 3	5 - 10 min between each spray coat	TG1 dust dry: 16 min			
1K Wheel Paint Silver	3680040		2 - 3 each approx. 4 mil	approx. 5 min between each spray coat	3 h / 68°F / 20°C			
2K Hot Rod Black	3680212	■	2 - 3 each approx. 1 mil	25 min / 68°F / 20°C	3 h / 68°F / 20°C 35 min / 140°F / 60°C			24 h / 68°F / 20°C
2K Topcoat Black/White	3680222 ¹	■	3 each approx. 1.2 mil (30 µm)	approx. 10 min / 68°F / 20°C	3 h / 68°F / 20°C			24 h / 68°F / 20°C

Clear Coats and Spot Blender

1K Clear Acrylic	3680058		2 each 0.6 - 0.8 mil	5 - 10 min / 68°F / 20°C	12h / 68°F / 20°C 60 min / 140°F / 60°C IR: approx. 7 min			
2K Clear Glamour	3680061	■	2 each 0.6 - 0.8 mil	5 - 10 min / 68°F / 20°C	18 h / 68°F / 20°C 60 min / 140°F / 60°C IR: approx. 15 min			48h / 68°F / 20°C
2K High Speed Clear	3680069	■	2 approx. 1.6 mil (40 µm)	approx. 10 min between each spray coat	IR 25 - 30 min at 140° F / 60° C object temperature			8h / 68°F / 20°C
1K Spot Blender	3680093		1 - 2 very light spray passes					
2K Clear Matte / 2K Clear Satin	3680065 ¹	■	2 each 0.6 - 0.8 mil	5 - 10 min / 68°F / 20°C	matte: 18h/68°F/20°C satin: 12h/68°F/20°C 60 min/140°F/60°C IR: approx. 15 min			48h / 68°F / 20°C
2K 2in1 Headlight Clear	3684068	■	2 approx. 1.6 mil	Approx. 10 min between each spray coat	IR 25 - 30 min			8h / 68°F / 20°C
1K Surface Rapid Check	368 0225		1.5 spray coats until an even glossysurface is created					

1 For further product variants see product descriptions
2 The specified values refer to application and, if necessary, lamp equipment.

Peter Kwasny Inc.

62-64 Enter Lane
Islandia, NY 11749

Phone: +1 844-426-6330

Fax: +1 866-226-6434
service@kwasny.us

www.spraymax.com

For orders: Toll free North
America 1-844-426-6330 /
order@kwasny.us

**Peter Kwasny
Spraypaint Canada Inc.**

40 University Avenue,
Suite 904
Toronto ON M5J 1T1

Phone: +1 844-426-6330

Fax: +1 866-226-6434
service@kwasny.us

www.spraymax.com

Téléphonez gratuitement
en Amérique du Nord:
1-844-426-6330 /
order@kwasny.us

**A Brand of the
Peter Kwasny GmbH**

Heilbronner Straße 96
D-74831 Gundelsheim

Phone: +49 62 69 / 95 - 0

Fax: +49 62 69 / 95 80
info@kwasny.de

www.kwasny.com

www.spraymax.com



Watch out for more information
and applications on our
Youtube channel!